



2019 G1 LOGISTICS MILDURA 100 SKI RACE - BRIEFING SHEET

1. The Mildura 100 is conducted by the Mildura District Ski Club under sanction of Ski Racing Australia and under SRA rules.
2. The Mildura and District Ski Club have a zero tolerance policy in terms of conduct of competitors and crew. Please be familiar with SRA code of conduct rules.
3. It is the responsibility of each Driver, Observer and Skiers to be familiar with all sections of this note.

Boat Safety check

SRA Gate 4 is due for Mildura 100. Crews should have Gate 4 scrutineering completed prior to the Mildura 100 reminding all competitors there will be **NO** Scrutineering at the Mildura 100 this year.

Compulsory Briefing

When

Briefing will be conducted online. Briefing is compulsory for all Drivers, Observers & Skiers over 12 years of age. All competitors will receive an email with instruction in the week prior to the race. Online briefing will close at 12 midnight Good Friday. If a late briefing is required please email entries@milduraskiclub.org.

Registration & Paperwork

Location and Time

Pick up of Racesafe and paperwork will be between 12.00 Midday and 3.00pm on Good Friday at Mildura District Ski Club. Please be on time to allow our volunteers to get everything finalized.

River Closures

The Murray River is closed from **7am to 6pm** on the 20th & 21st April 2019 on the area indicated on your map enclosed in the program contained in your competitor pack.

No Race boats permitted on water after 6.00pm on Good Friday and Easter Saturday or Sunday.

Breath Testing - including skier helmet check.

Breath Testing will be conducted at the following places and times. SRA Membership cards will be required for identification and scanning.

Saturday morning (All social classes)

Baldwin Boats Ramp 6.30am to 7.30am

Mildura Ski Club 6.30am to 7.30am

Saturday Afternoon (Top 40 shoot out, Veterans, Senior Social, Disabled and Tadpoles.)

1. Mildura Ski Club 11.00am to 12 midday

Note: You only have to Breath test once on Saturday.

Bus time to Psyche Pumps for skiers-Start of Dash: 12.30-1.00pm

Sunday morning (All expert classes)

1. Baldwin Boats Ramp 7.00am to 8.00am
2. Mildura Ski Club 7.00am to 8.00am

Boat Launching

Saturday Morning (All social classes)

1. Boat number 41 and above at Baldwin Boats Ramp.
2. Boat numbers 1 to 40 at Mildura Ski Club.

If refueling for afternoon run is required you have the option to pull out at Mildura Bridge ramp-**But must adhere** to refueling details below.

Saturday Afternoon (Top 40 shoot out, Veterans, Senior Social, Disabled and Tadpoles).

1. Top 40 to launch at Mildura Ski Club ramp.
2. Veterans, Senior Social, Disabled & U/10's launch at Baldwin boats

Boats can leave for Psyche Bend when the all clear is given by the Race Controller, this will be announced over the PA. Boats will be travelling in slow small groups, not all together so listen for when you are allowed to leave. Travelling in convoy is unsafe, please leave at safe intervals. Skiers travelling in Boat must not bow ride and have wetsuit ON. Driver and Observer must wear full racing safety gear except helmet. Maximum speed 40 mph; this will be tracked on Racesafe. We will aim to start as soon as possible after 2.00 pm to avoid afternoon sun.

Sunday Morning (All expert classes)

1. Boat number 81 and above at Baldwin Boats Ramp.
2. Boats 1 to 80 at Mildura Ski Club.

All boats to be launched by your own tow vehicle.

Refueling/Smoking

No refueling at Mildura Ski Club, Baldwin Boats, Wickets point Turnaround or Psyche Bend or in water. Please refuel at Service Stations.

No Smoking around or within 6m of any vessel. As per SRA rule 13.16

Race Starts

All starts as per SRA Rules.

Mildura Ski Club

Houseboat in middle of River, front or upstream end of boat is start line.

Odd numbers to NSW Bank (Left Side). Even to Vic Bank (Right side)

Psyche Bend (All Saturday Afternoon)

Houseboat to side of River on Vic side. Start line is in line with Houseboat.

Wickets Point Turnaround

Tent on NSW side plus world buoy on each bank indicate finish/start line.

Odd numbers to Vic Bank (Left side). Even to NSW Bank (Right side)

Start Procedure

10 minutes prior to start will be signaled.

FLAGS - Green and National – 5 minutes to start

Green Down – 30 seconds to start – skiers in the water

National (Australian Flag) START

- The first boat away will get the National Flag and all other boats will get a green flag
- The drop of the green flag for the boat prior to you is your one minute call. The green flag will then go up at 30 seconds, this is your signal to drop your skiers into the water and run out your ropes. Keep engine idling and WAIT for countdown. Skiers must not be in a skiing position until the start is signaled.
- If a start is missed, then turn towards your bank if possible and IDLE back along your rope to protect your skiers at all times (no wide arcs). Give the boat behind you a clear line for his start and make

sure that your skiers can be seen. If Start area becomes congested, a hold may be given at the discretion of Race Control.

- Pull away from start area if 2 starts are missed.

Race Formats

Please note Under SRA Rule 13.9c there will be drop in buoys 100 meters from the start line.

All competitors must be familiar with SRA rules 13.9, 13.11 & **13.13d**

All competitors must keep at least 25 meters from either bank during racing.

One Up Classes Conditions of Entry.

1. Teams competing in one up classes will only be eligible to win class trophies only.
2. The Mildura 100 is a two up race. One up team entries are permitted on the basis that it allows these teams to race when they may not have. On this basis the Mildura Ski Club will promote the two up format which will include the Superclass two up teams being at the start of the field. One up teams competing in the Top 40 Shootout will be reseeded to a safe position within the Top 40 should they finish ahead of the Superclass teams for Sunday starting order. Mildura Ski Club will work with SRA seeding Committee to ensure this safe and fair. We reserve the right to reseed one up boats at any time in accordance of any safety requirement.

Saturday morning 9.00 am start (All social classes)

One boat at a time to start. *All grids 30 Seconds apart.

Skiers in water at 30 seconds prior to start. (On Go call of previous boat)

Saturday Afternoon 2.00 pm approximate start (Top 40 shoot out, Veterans, Senior Social, Disabled and Tadpoles).

Top 40 Shoot Out

ALL Top 40 boats will be two minutes apart

➤ If you miss start or stop on course boat must withdraw. Racesafe will be tracking this. Boats must be under full power & race conditions during top 40 shoot out or should withdraw.

Teams that do not complete the Shoot Out will be reseeded by the Race Committee, primarily taking safety and fairness to other crews into consideration.

Veterans, Senior Social, Disabled and Tadpoles.

1 minute apart.

Sunday morning 9.00am start (All expert classes)

First 40 - 1 min apart then 30sec.

Return Leg Wickets to Mildura First 40 - 1 min apart then 30sec

Skiers in water at 30 seconds prior to start. (On Go call of previous boat)

Top 40 numbers

Top 40 numbers for expert start will be available at Breath Testing and sign in on Sunday morning at the Mildura Ski Club. You will be notified of starting position via email Saturday evening once finalized.

Finish Line

Finish line at Mildura Ski Club is the chequered buoys.

Finish Line at Wickets point turnaround is two orange world buoys placed on each bank.

Please run out well past finish line in a safe manner.

- Remove Boats from the Ramp you launched at.

Race Course

Hazards are marked with bright yellow Buoys with fluoro pink stripe. Please be familiar with Bruce's Bend going upstream as you can mistakenly go straight ahead into a Marina. Please check map in program supplied in Race pack.

Racesafe

Timing will be conducted by Racesafe going off the boat. Please ensure Racesafe is fitted and turned on prior to 5pm Good Friday. Please see Racesafe staff at start/finish line or turnaround if any problems. Please be familiar with the use of your Racesafe unit particularly in emergency situations.

Racesafe tutorials on are available of SRA website.

➡ Updated 2019 Racesafe Instructions below Please Read. **1800 Racesafe (1800722372)**

Duty Boats and Incidents

Duty boats and radio points are approximately every 6km's along the river as indicated on map in program. Duty Boats will display flags as directed and have been advised to wave yellow and red flags vigorously if required.

In a medical emergency wave your Blue/White Medical flag to get attention. Passing boats must relay the distress signal to the next duty point by waving their Medical flag to the duty boat. You must have access to a mobile phone and ring the Racesafe number 1800722372 when required. Use Racesafe as per attached sheet.

Boats Retiring

Boats retiring from the race must remain stationary at the bank until the race is finished.

You will be retrieved earlier if possible. You will be towed to the nearest ramp to be retrieved. For boats who organize their own recovery, Ring **1800 Racesafe (1800722372)** to discuss recovery. Team member carrying phone in boat must put this number in their phone. You have been emailed Google maps hyperlinks for each recovery point. Make sure all your crew has the links. (See attached sheet.)

Result-Posting

Your Team Captain will receive an SMS when your class results are posted. It is each team's responsibility to check the results within the required timeframe and advise of any queries.

Post Race Scrutineering.

Teams **may be required** to have post race scrutineering which will take place at Mildura ski club, upon completion of racing by the Chief Scrutineer and/or his appointed delegate/s. You will be advised via SMS to nominated team captain if required to attend. No exceptions - failure to present your boat will result in disqualification RULE:11.11

Race day reports

At the end of racing each day teams need to complete the Race Day Report form and submit it to Race Control by 6pm on the day of racing. Any team who has an incident must complete both a SRA and RMS incident forms.

Weekend Race Start Times

Saturday Morning Social	8.30am
Saturday Afternoon	2.00pm approx
Sunday Expert	9.00am

Presentation

One presentation will be held for the weekend on Sunday as soon as results are available.

Good Luck and Safe Racing to all Competitors.

Mildura Ski Club Committee

RaceSafeH2O Operation



Powering On procedure:

The unit must be powered on no later than half an hour after the close of documentation, for at least half an hour. The unit must then be powered on again at least 1 hour before entering the water, to allow RaceSafe to do all communication checks before the boat becomes inaccessible on the water. It is crucial to have a constant power source for all times the boat is on the water, and that all aerial connections are fitted correctly and are firm.

***NOTE: The unit must be powered on from 1 hour prior to entering the water and at all times when the boat is in the water.**

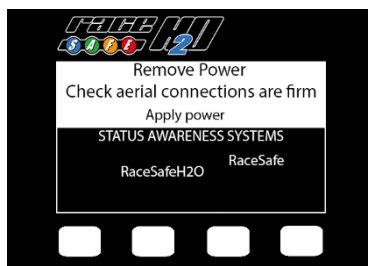
If you have any issues or the unit does not boot too its normal operation screen with speed and time, please contact RaceSafeH2O personnel as soon as possible.

The unit will load into the boot screen (Figure 1) until it receives GPS lock, this can be delayed if the units aerial does not have a clear view to the sky, or if the aerial connectors are not fitted correctly. If the unit cannot receive GPS lock, the unit will display an error message (Figure 2), check all connections and make sure you're in an open area and re-power the unit, If the problem persists please contact RaceSafeH2O personnel as soon as possible.

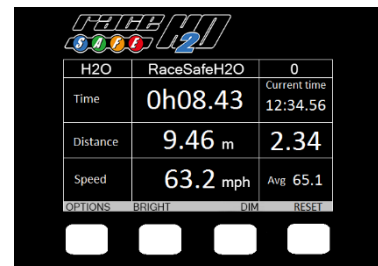
(Figure 1)



(Figure 2)



(Figure 3)



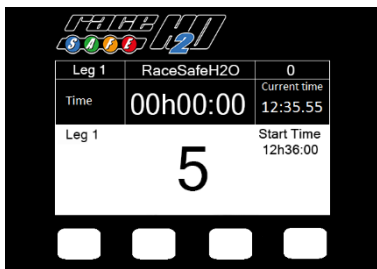
If

connected correctly the unit will boot into the normal operation screen (Figure 3). On this screen you can adjust the brightness with the middle two buttons, and reset the trip metres with the far right button.

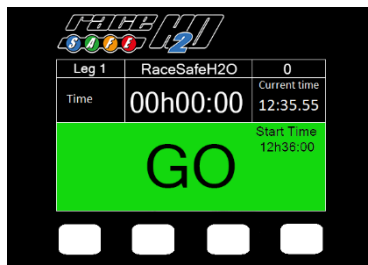
Starting Procedure:

A start time is displayed on your RaceSafe unit when the start boat has allocated you a start time (Figure 4). When the start time has been reached the unit will display a green go screen (Figure 5), before switching to the On Course screen (Figure 6).

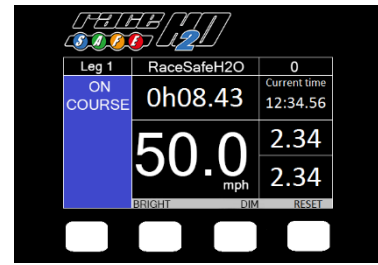
(Figure 4)



(Figure 5)



(Figure 6)



RaceSafeH2O Operation

Transmitting Hazard Procedure:

If a boat becomes stationary on the course, the unit triggers into Hazard mode as seen in figure 7. If the boat is in a safe location and the skiers are clear of the race line, select OK with the far left button (under the green sections). The unit begins transmitting OK as seen in figure 8.

If you require emergency assistance, select the far right button. Your unit begins transmitting a SOS as seen in figure 9, you can then confirm the assistance type by selecting fire or medical with the centre two buttons as the questions appear on the screen.

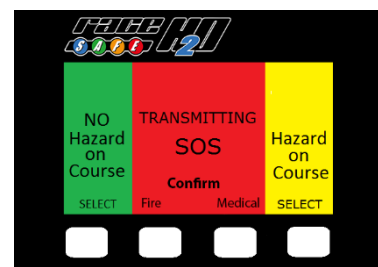
(Figure 7)



(Figure 8)



(Figure 9)



**NOTE: If you proceed at speed your unit will automatically exit Hazard mode.*

**NOTE: The unit is NOT touch screen. The buttons below will perform whatever action is above them on the screen.*

Receiving Hazards:

If you are in proximity of a stopped boat, your unit displays the stopped boat's status (OK, HAZ, SOS) and the distance to the boat.

If the unit is displaying an 'OK' status you can proceed at race speed as the course is not obstructed.

If the unit is displaying a 'HAZARD' status (figure 10), you should proceed with care as there may be an obstruction ahead.

If you receive a 'SOS' status (figure 11), you should follow the current emergency procedures stipulated within the event regulations and Ski Racing Australia rules. Please note that although the RaceSafe unit is showing a red screen this is not a red flag situation.

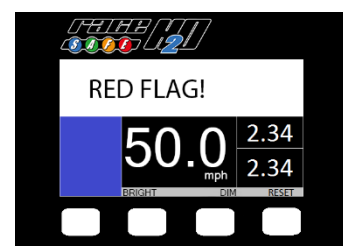
(Figure 10)

(Figure 11)

(figure 12)



Red



Flags:

The RaceSafe unit may notify you of a Red Flag, this will be displayed on a white backing with black text (Figure 12) . If this is received, please acknowledge with the far left button and follow the event regulations and rulings for red flags.

Mildura 100 2019 - Recovery Links

Recovery 1 - Mildura Ski Club

Recovery 2 - Gol Gol Ramp

<https://goo.gl/maps/SwcCK>

Recovery 3 – Bruces Bend

<https://goo.gl/maps/t4jUO>

Recovery 4 – Red Cliffs

<https://goo.gl/maps/vkYL7>

Recovery 5 – Bonnie Doon

<https://goo.gl/maps/3hhUJ>

Recovery 6 – Karadoc

<https://goo.gl/maps/nzwZm>

Recovery 7 – Wickets

<https://goo.gl/maps/Guiop>